

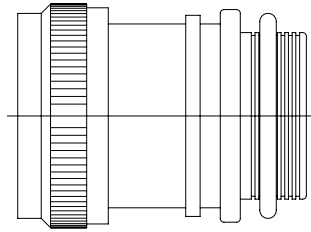
2

1

TYCO ELECTRONICS RESERVES THE RIGHT TO AMEND THIS DRAWING AT ANY TIME. USERS SHOULD EVALUATE THE SUITABILITY OF THE PRODUCT FOR THEIR APPLICATION.

REVISIONS

LTR	DESCRIPTION	DATE	APPROVED
F	REVISED PER ECN AD93048		
G	REVISED PER DCR R060312	5/22/06	MPIOZET



CODE 41 TINEL-LOCK ADAPTER

NOTES:

- THIS PRODUCT IS DESIGNED TO TERMINATE A BRAIDED CABLE SHIELD AND A HEAT SHRINKABLE LIPPED BOOT TO A CONNECTOR.
- SEE CH00-0250-008 FOR ORDERING INFORMATION, MODIFICATIONS AND ADDITIONAL DIMENSIONS.
- SEE DRAWING "TR" FOR DETAILS ON TINEL-LOCK RING. RINGS ARE DESIGNED TO BE HEATED ELECTRICALLY. ALL RINGS ARE MARKED WITH THERMOCHROMIC PAINT WHICH CHANGES COLOR WHEN INSTALLATION TEMPERATURE IS REACHED.
- ADAPTER TO BE PERMANENTLY MARKED WITH CODE IDENT. NO. AND PART NO. LESS RING DESIGNATOR (E.G.: 06090-TXR41AB00-1206). RINGS SHALL BEAR NO MARKING.
- FOR LARGER ENTRY SIZES, A 2 PIECE ADAPTER (TYPE II) IS SUPPLIED.
- ADAPTER MATES TO MIL-C-38999, SERIES I & II, CLASS E AND T, MS27466, MS27467, MS27468, MS27472, MS27473, MS27474, MS27479, MS27480, MS27481, MS27484, MS27497, MS27652, MS27653, MS27656 CONNECTORS.
- THESE DIMENSIONS APPLY IF A SELF-LOCKING COUPLING NUT IS USED. (MOD. CODE "S").

If this document is printed it becomes uncontrolled. Check for the latest revision

TINEL-LOCK™ is a trademark of Tyco Electronics Corporation. ©2006 Tyco Electronics Corporation. All rights reserved.

SPECIFICATION CONTROL DRAWING

UNLESS OTHERWISE SPECIFIED DIMENSIONS ARE IN INCHES. METRIC DIMENSIONS ARE IN BRACKETS.

DECIMALS

- .XXX ± 0.005 [0.13 mm]
- .XX ± 0.01 [0.25 mm]
- .X ± 0.1 [0.50 mm]

ANGLES

- .X ± 0.5 DEG

DRAWN	R. RAMIREZ	03-18-93
CHECKED	---	---
APPROVED	W.C. GAY	05-19-93
REVISED	MFORONDA	5/22/06
CAD NAME:	R060312A.dwg	



Tyco Electronics Corporation
300 Constitution Drive
Menlo Park, CA. 94025 U.S.A.

Raychem

TITLE		
TINEL-LOCK ADAPTER		

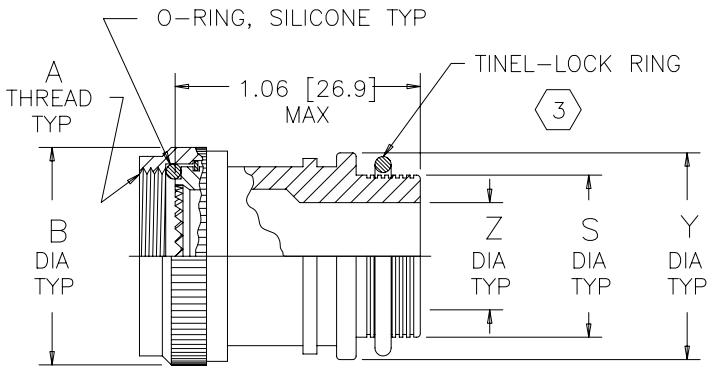
THIRD ANGLE PROJECTION	
------------------------	--

SIZE	CODE IDENT. NO.	DWG. NO.
A	06090	TXR41
DO NOT SCALE THIS DRAWING		SHEET 1 OF 3

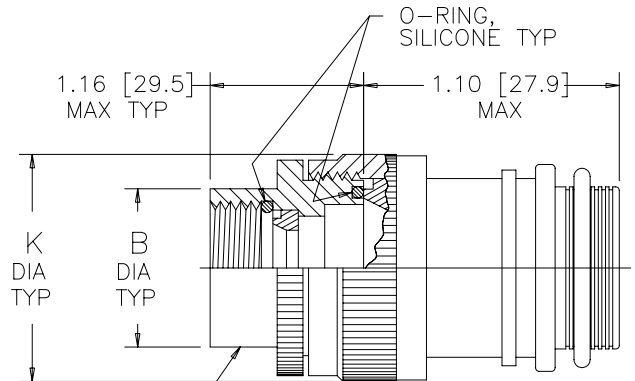
2

1

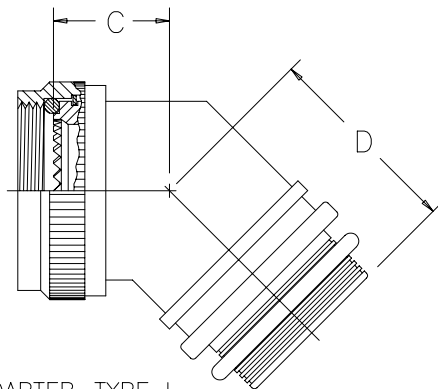
If this document is printed it becomes uncontrolled. Check for the latest revision



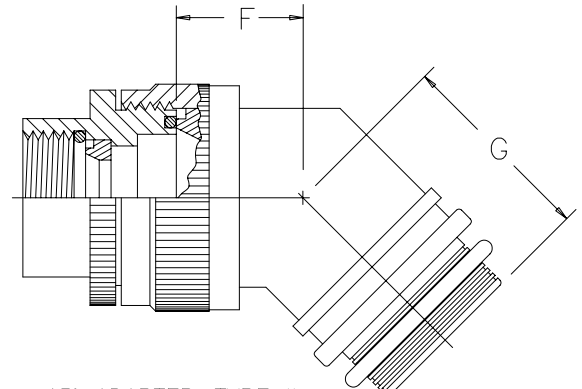
STRAIGHT ADAPTER-TYPE I



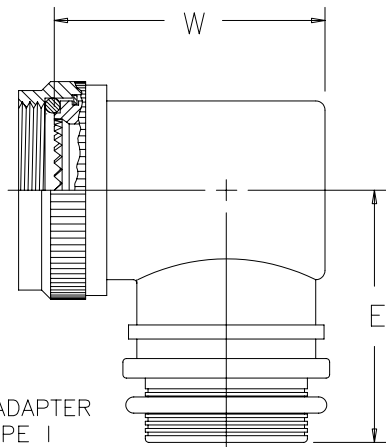
STRAIGHT ADAPTER-TYPE II



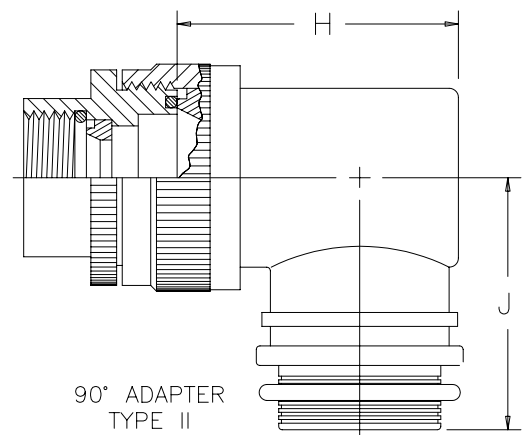
45° ADAPTER-TYPE I



45° ADAPTER-TYPE II



90° ADAPTER TYPE I



90° ADAPTER TYPE II

SPECIFICATION CONTROL DRAWING

SIZE	CODE IDENT. NO.	DWG. NO.	REV
A	06090	TXR41	G
DO NOT SCALE THIS DRAWING		CAD NAME: R060312B.dwg	SHEET 2 OF 3




TABLE I									
ORDER NO.	SHELL SIZE 		MAX ENTRY SIZE TYPE I 	A UNIFIED THD CLASS 2B	B DIA MAX	B DIA MAX 	C MAX	D MAX	E MAX
	SER 1	SER 2							
08	9	8	04	.438-28 UNEF	.750 [19.1]	.969 [24.6]	.69 [17.5]	.91 [23.1]	1.15 [29.2]
10	11	10	06	.562-24 UNEF	.850 [21.6]	1.063 [27.0]	.72 [18.3]	.93 [23.6]	1.21 [30.7]
12	13	12	08	.688-24 UNEF	1.000 [24.4]	1.219 [31.0]	.74 [18.8]	.96 [24.4]	1.28 [32.5]
14	15	14	10	.812-20 UNEF	1.142 [29.00]	1.406 [35.7]	.76 [19.3]	.98 [24.9]	1.34 [34.0]
16	17	16	12	.938-20 UNEF	1.250 [31.8]	1.469 [37.3]	.79 [20.1]	1.00 [25.4]	1.40 [35.6]
18	19	18	12	1.062-18 UNEF	1.400 [35.6]	1.594 [40.5]	.81 [20.6]	1.03 [26.2]	1.46 [37.1]
20	21	20	14	1.188-18 UNEF	1.500 [38.1]	1.750 [44.5]	.84 [21.3]	1.06 [26.9]	1.53 [38.9]
22	23	22	16	1.312-18 UNEF	1.650 [41.9]	1.844 [46.8]	.87 [22.1]	1.08 [27.4]	1.59 [40.4]
24	25	24	18	1.438-18 UNEF	1.750 [44.45]	2.031 [51.6]	.89 [22.6]	1.11 [28.2]	1.65 [41.9]

TABLE II										
ENTRY SIZE	Z +.010 -.020	S DIA		Y ±.015 [±0.38]	W MAX	F MAX	G MAX	H MAX	J MAX	K MAX
04	.250 [6.35]	.376 [9.56]	.370 [9.39]	.550 [13.97]	1.07 [27.2]	N/A	N/A	N/A	N/A	N/A
05	.312 [7.92]	.438 [11.13]	.432 [10.97]	.612 [15.54]	1.13 [28.7]	.77 [19.6]	.93 [23.6]	1.19 [30.2]	1.16 [29.5]	.80 [20.3]
06	.375 [9.52]	.501 [12.73]	.495 [12.57]	.675 [17.14]	1.19 [30.2]	.77 [19.6]	.93 [23.6]	1.19 [30.2]	1.16 [29.5]	.80 [20.3]
07	.437 [11.09]	.563 [14.31]	.556 [14.12]	.737 [18.71]	1.25 [31.8]	.80 [20.3]	.95 [24.1]	1.38 [35.1]	1.22 [31.0]	.92 [23.4]
08	.500 [12.70]	.626 [15.91]	.619 [15.72]	.800 [20.32]	1.32 [33.5]	.80 [20.3]	.95 [24.1]	1.38 [35.1]	1.22 [31.0]	.92 [23.4]
10	.625 [15.87]	.752 [19.11]	.742 [18.84]	.925 [23.49]	1.44 [36.6]	.84 [21.3]	1.00 [25.4]	1.51 [38.4]	1.35 [34.3]	1.18 [30.0]
12	.750 [19.05]	.877 [22.28]	.867 [22.02]	1.050 [26.67]	1.57 [39.9]	.86 [21.8]	1.01 [25.7]	1.63 [41.4]	1.40 [35.6]	1.35 [34.3]
14	.875 [22.23]	1.002 [25.46]	.991 [25.17]	1.175 [29.84]	1.69 [42.9]	.88 [22.4]	1.04 [26.4]	1.78 [45.2]	1.46 [37.1]	1.41 [35.8]
16	1.000 [25.40]	1.127 [28.63]	1.116 [28.34]	1.300 [33.02]	1.82 [46.2]	.91 [23.1]	1.06 [26.9]	1.88 [47.8]	1.53 [38.9]	1.60 [40.6]
18	1.125 [28.57]	1.252 [31.81]	1.241 [31.52]	1.425 [36.19]	1.94 [49.3]	.93 [23.6]	1.09 [27.7]	2.01 [51.1]	1.59 [40.4]	1.66 [42.2]
20	1.250 [31.75]	1.377 [34.98]	1.366 [34.69]	1.550 [39.37]	N/A	.98 [24.9]	1.13 [28.7]	2.13 [54.1]	1.78 [45.2]	2.04 [51.8]
22	1.375 [34.93]	1.502 [38.15]	1.488 [37.79]	1.675 [42.55]	N/A	1.03 [26.2]	1.38 [35.1]	2.29 [58.2]	1.85 [47.0]	2.23 [56.6]
24	1.500 [38.10]	1.627 [41.33]	1.613 [40.97]	1.800 [45.72]	N/A	1.08 [27.4]	1.44 [36.6]	2.42 [61.5]	1.92 [48.8]	2.23 [56.6]

SPECIFICATION CONTROL DRAWING

SIZE A	CODE IDENT. NO. 06090	DWG. NO. TXR41	REV G
DO NOT SCALE THIS DRAWING		CAD NAME: R060312C.dwg	SHEET 3 OF 3

If this document is printed it becomes uncontrolled. Check for the latest revision